


# MOVING HOUSE CHECKLIST

## 5 TO 8 WEEKS TO GO

- Clean out the garden shed and roof gutters
- Keep a list of incoming mail and notify change of address
- Run down supplies of frozen and perishable food
- Prepare an inventory of everything and mark your packed boxes so things as easy to find
- Tell your friends and relatives that you're moving
- Sell large appliances that you will not take
- Notify your children's school and make any necessary transport arrangements




## 3 WEEKS TO GO

- Notify your change of address with your Finance broker, Financial planner, Insurance broker, solicitor, local council and accountant
- Arrange the sale of any vehicles that will not be going with you



## 4 WEEKS TO GO

- Begin setting aside any important documents such as medical, school records, passport, tax returns
- If renting, time to notify your landlord



## 2 WEEKS TO GO

- Notify your Finance broker and bank of your change of address
- Arrange transportation of family pets



## 7 DAYS TO GO

- Redirect your mail to your new address through the Post Office
- Change address on license and registration for vehicles
- Notify the Tax Office



## 5 DAYS TO GO

- Finalise utility accounts including disconnection and connection at new address
- Confirm new phone numbers and date of connection
- Collect any items being serviced e.g dry cleaning or shoe repairs
- Cancel any deliveries of papers, milk etc
- Return any rental items including books, DVDs & Blue-Rays
- Cancel any subscriptions and home delivery services





## 3 DAYS TO GO

- Cancel any domestic services including lawn mowing and cleaning
- Dispose of any unwanted medicines to the local chemist for disposal
- Empty rubbish bins and clear out the garage
- Dispose of flammables and fuel from lawn mower and other machinery

## 1 DAYS TO GO

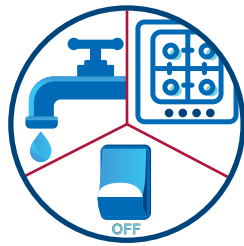
- Make sure gas, electricity and water meters have been read
- Defrost the fridge and freezer, wash out the interior of your fridge



## MOVING ON THE DAY



Carry all important documents with you



Make sure all taps, gas, electrical switches and lights are turned off



Lock doors and windows and collect all keys



Double check that nothing has been left behind

## DON'T FORGET IMPORTANT CONSIDERATIONS WHEN RELOCATING



### KITCHEN

**Foodstuff and liquids:** Discard any open and unsealed goods



### LOUNGE ROOM

Refer to the manufacturer's specifications for guidance on preparing electronic items for transport



### LAUNDRY

**Appliances:** Disconnect appliances from power and water supply

**Washing machines:** Drain out all the water and dry the interior of the machine




### OUTDOORS

Clean down garbage bin, lawn mowers, tools and other outdoor items



### PLANTS

Donate any plants when moving long distances



### STORAGE

When placing goods into storage, ensure that any personal documents are packed together and correctly labelled, keep a inventory what is in special boxes



### DELIVERY

Be present when your goods are delivered to correctly direct furniture and cartons to their new locations in the house